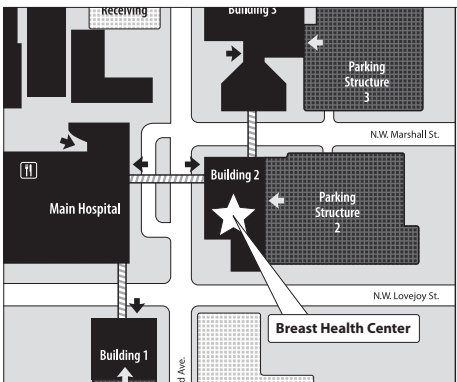


Help for your biopsy

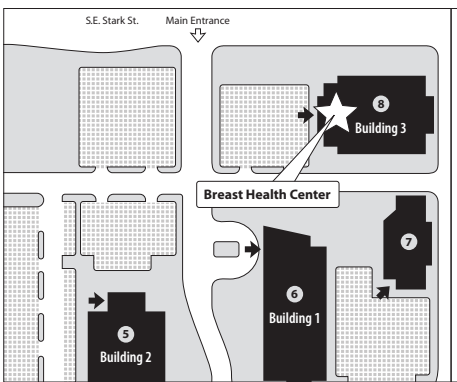


BHC-0007-0612 © 2012

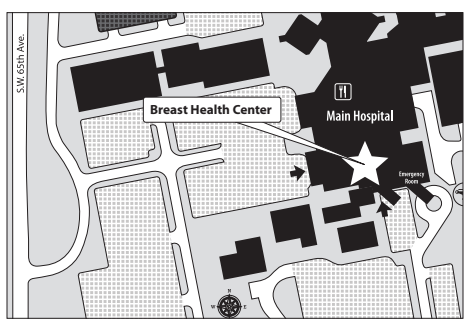
Legacy Health



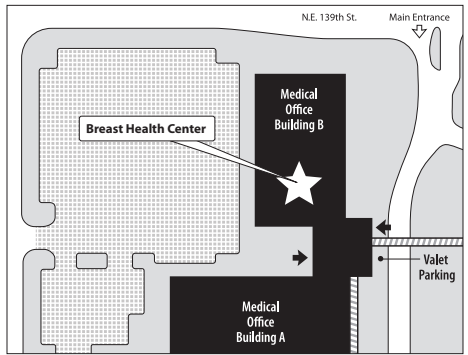
Legacy Breast Health Center - Good Samaritan
 Good Samaritan Building 2, Lower Level
 1040 N.W. 22nd Ave.
 Portland, OR 97210
 503-413-8138



Legacy Breast Health Center - Mount Hood
 Medical Office Building 3, Suite 100
 24988 S.E. Stark St.
 Gresham, OR 97030
 503-674-1490



Legacy Breast Health Center - Meridian Park
 19300 S.W. 65th Ave.
 Tualatin, OR 97062
 503-692-7447



Legacy Breast Health Center - Salmon Creek
 Medical Office Building B
 2101 N.E. 139th St., Suite 150
 Vancouver, WA 98686
 360-487-1850

Legacy Health

www.legacyhealth.org/breasthealthcenters



EMANUEL Medical Center	GOOD SAMARITAN Medical Center	MERIDIAN PARK Medical Center
MOUNT HOOD Medical Center	SALMON CREEK Medical Center	RANDALL CHILDREN'S HOSPITAL Legacy Emanuel
LEGACY MEDICAL GROUP	LEGACY LABORATORY	LEGACY RESEARCH
		LEGACY HOSPICE

Understanding your biopsy

Your mammogram shows

that you need to have a biopsy.

A stereotactic core biopsy will give your doctor more information about a specific area of your breast. This biopsy requires less recovery time than surgery and will leave no scars.

Getting ready for your biopsy

- Please do not take aspirin, vitamin E or blood thinners for five days before your biopsy. Talk with your doctor before you stop taking any other medicine. You should continue to take any other prescribed medicine.
- Eat a small meal before the biopsy.
- Wear a comfortable, two-piece outfit.
- Please do not use powder or deodorant on the day of your biopsy.
- Try to have someone come with you to the exam.

What to expect during your biopsy

- You will lie face down on a special table. Your breast will rest in an opening in the table. A mammography technologist will make sure you are as comfortable as possible.
- A radiologist and technologist will do the biopsy from under the table.
- A nurse will be by your side during the biopsy.
- You will need to be as still as possible.
- X-rays will be taken.



Collecting the samples

A radiologist will numb the biopsy area with local anesthetic, which may sting. Then, the radiologist will insert the needle into your breast. More X-rays will be taken. The radiologist will collect samples through the needle and mark the spot before taking out the needle.

A cold pack and pressure will be used to prevent bleeding from the biopsy site and we may use a small Steri-Strip to help you heal. You may also have another mammogram. We may cover the biopsy area with a bandage.

Going home

The biopsy takes about 1½ to 2 hours. Before you leave, you will receive information about how to care for your breast. We will send your biopsy samples to a pathologist who will look at the tissue. Your doctor will receive the results within 24–48 hours and will share the results with you.

We want you to be as comfortable as possible. Please let us know if you have any questions at any time.

Your stereotactic breast biopsy is scheduled for:

Day _____

Date _____

Time _____

Location _____